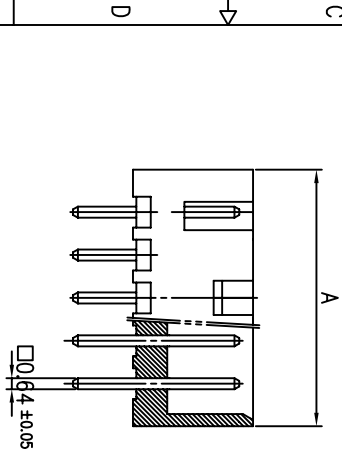
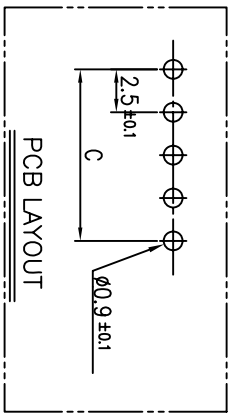
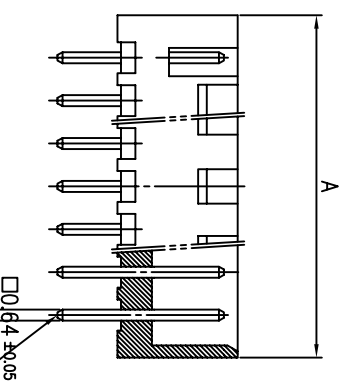


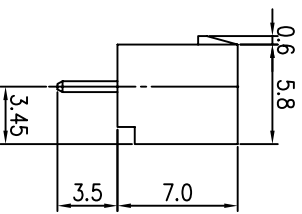
PART NO	PIN #	A	B	C	COLOR
SMW250-02	02	7.4	5.8	2.50	K.B.Y.R
SMW250-03	03	9.9	8.3	5.00	K.B.Y.R
SMW250-04	04	12.4	10.8	7.50	K.B.Y.R
SMW250-05	05	14.9	13.3	10.00	K.B.Y.R
SMW250-06	06	17.4	15.8	12.50	K.B.Y.R
SMW250-07	07	19.9	18.3	15.00	K.B.Y.R
SMW250-08	08	22.4	20.8	17.50	K.B.Y.R
SMW250-09	09	24.9	23.3	20.00	K.B.Y.R
SMW250-10	10	27.4	25.8	22.50	K.B.Y.R
SMW250-11	11	29.9	28.3	25.00	K.B.Y.R
SMW250-12	12	32.4	30.8	27.50	K.B.Y.R
SMW250-13	13	34.9	33.3	30.00	K.B.Y.R
SMW250-14	14	37.4	35.8	32.50	K.B.Y.R
SMW250-15	15	39.9	38.3	35.00	K.B.Y.R



2-5pin 형상  
(Locking 1개소)



6-15pin 형상  
(Locking 3개소)



LTR	REVISION	RECORD	DATE	DR	CHK
1	2	3	4	5	6

"본 도면은 연호전자의 지적재산이므로 임의 COPY 및 배포를 금합니다"

YEONHO ELECTRONICS CO., LTD.

SMW250-NN

SCALE	DRAMM	DESIGN	CHECK	APPD	SIZE	DWG. NO	REV
N/S					A3	SMW250-00A-S	