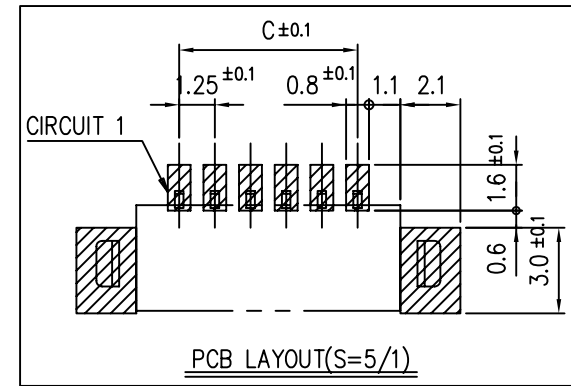
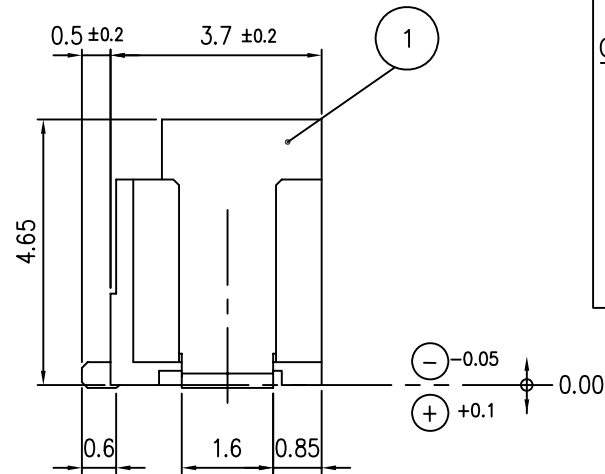
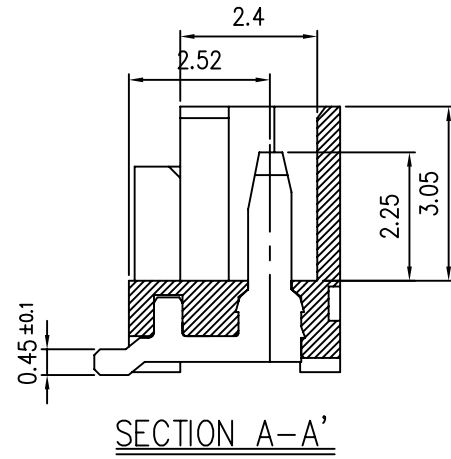
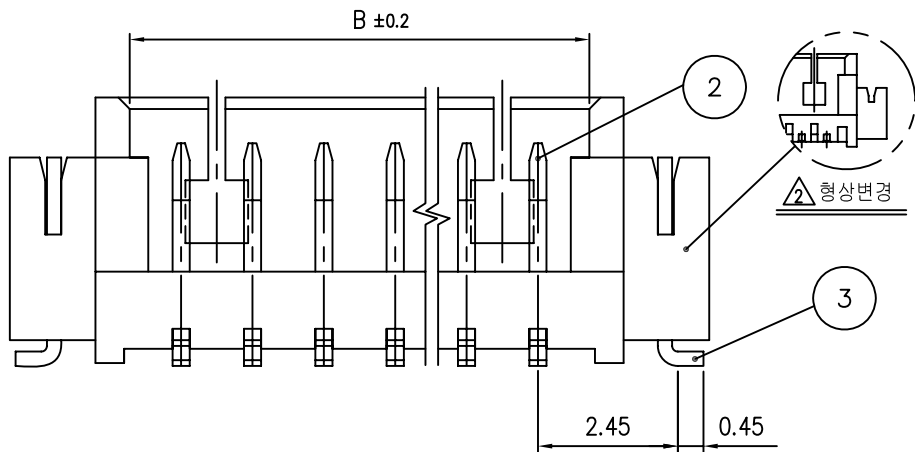
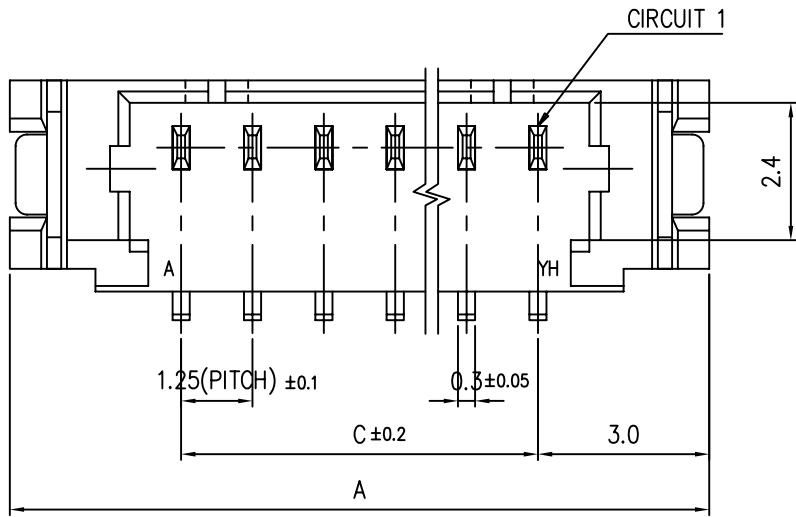


PIN	PARTS NO.	A	B	C
√ 02	12505WS-02A00	7.25	3.05	
√ 03	12505WS-03A00	8.50	4.30	2.50
√ 04	12505WS-04A00	9.75	5.55	3.75
√ 05	12505WS-05A00	11.00	6.80	5.00
√ 06	12505WS-06A00	12.25	8.05	6.25
√ 07	12505WS-07A00	13.50	9.30	7.50
√ 08	12505WS-08A00	14.75	10.55	8.75
09	12505WS-09A00	16.00	11.80	10.00
√ 10	12505WS-10A00	17.25	13.05	11.25
11	12505WS-11A00	18.50	14.30	12.50
√ 12	12505WS-12A00	19.75	15.55	13.75
13	12505WS-13A00	21.00	16.80	15.00
√ 14	12505WS-14A00	22.25	18.05	16.25
√ 15	12505WS-15A00	23.50	19.30	17.50



주:  
 1. 관련부품: WAFER = 12505WS, PIN = 12505PS,  
 HOOK = 12505LS, HOUSING = 12505HS,  
 TERMINAL = 12505TS  
 2. GENERAL TOLERANCE ±0.3

3	HOOK	BRASS	2	TIN PLATED
2	PIN	BRASS	NN	TIN PLATED
1	WAFER	PA6T	1	
I/NO	DESCRIPTION	MATERIAL	QTY	REMARK

**YEONHO ELECTRONICS CO., LTD.**

TITLE		
12505WS-NN		
SIZE	DWG. NO	REV
A3	12505WS-00A-S	02

SCALE	DRAWN	DESIGN	CHECK	APPD
10/1		SUH, S. W.	H. S. K.	
		1999.3.16	1999.3.16	

△	REVISION	RECORD	DATE	DR	CHK
△	HOOK 압입 자동조립에 따른 형상변경		05.01.25	H.S.K	C.J.W
△	재질변경 PA46 --- PA6T & 도금변경 Sn-Pb --- Sn		04.02.24	J.J.H	