


# AS1323

## Evaluation Board Application Note



## General Description

### Board Description




Figure 1: Board Description




Figure 2: Board Description

### Connector Description

Label	Name	Description	Info
A	<b>VBatt</b>	Input Voltage	Input voltage ranging from 0.7V to 5V. GND "B" & "C" are connected together.
B	<b>GND</b>	Ground	
C	<b>GND</b>	Ground	
D	<b>SDI</b>	Shutdown Input	0: Shutdown mode 1: Normal operating mode
D	<b>VOUT</b>	Power Output Connector	

### Jumper Description

Label	Name	Description	Info
F	<b>VBatt SDI GND</b>	Enable Jumper	<input type="checkbox"/> Normal operating mode <input type="checkbox"/> Use connector SDI "D" for shutdown <input type="checkbox"/> Shutdown mode

### Measurement Points Description

Label	Name	Description	Info
J	<b>GND</b>	Power Supply Connectors for	
G	<b>VBatt</b>	VBATT and Ground.	
H	<b>Coil</b>	External Conductor	
I	<b>Vout</b>	Power Output Connector	

## Operational sequence

This evaluation board comes with the AS1323 soldered on. The output voltage is set to the default 2.7, 3.0 or 3.3V depending on the evaluation board ordered. For information which part is soldered on your board please see the ordering information in the [datasheet](#) for the chip marking.

1. If not present get the [datasheet](#) for the AS1323 from [www.austriamicrosystems.com](http://www.austriamicrosystems.com). Drive the IC on the Demoboard only with the recommended settings and values as described in the datasheet.
2. Connect a +0.7V to 2V power supply (VBatt "A" and GND "B").
3. Perform measurements at the measurement points "G" to "J".

If there are questions do not hesitate to contact us. See contact information at the end of the application note.

## Layout of evaluation board

### Board schematics and layout

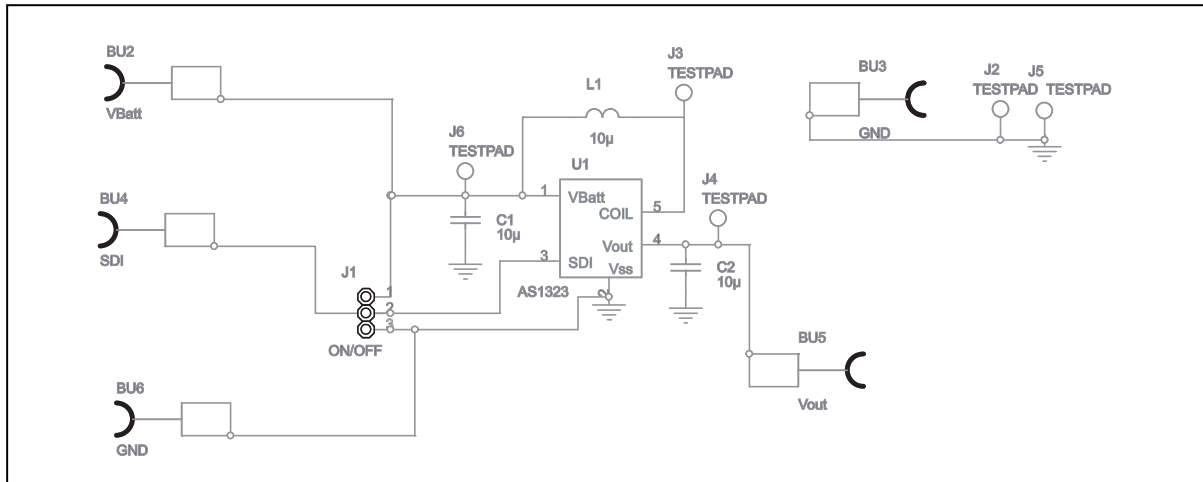


Figure 3: Schematics

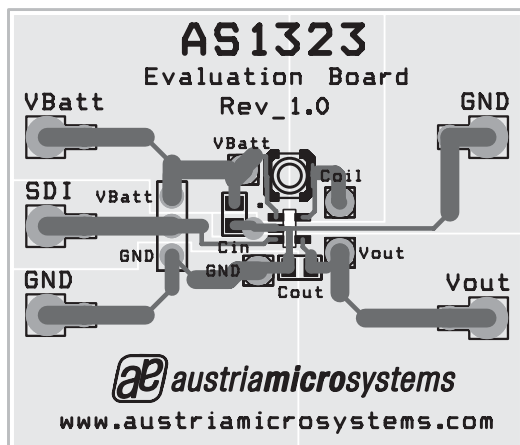


Figure 4: Top view




Figure 5: Bottom view

### Assembly List

Label	Info	Type	Manufacturer
CIN	10V 10µF X7R 10%	GRM21BR71A106KE51	Murata
COUT	10V 10µF X7R 10%	GRM21BR71A106KE51	Murata
L1	10µH, 350mΩ, 1.3A	LPS4012-103MLB	Coilcraft

## Copyright

Copyright © 1997-2007, austriamicrosystems AG, Schloss Premstaetten, 8141 Unterpremstaetten, Austria-Europe. Trademarks Registered ®. All rights reserved. The material herein may not be reproduced, adapted, merged, translated, stored, or used without the prior written consent of the copyright owner.

All products and companies mentioned are trademarks or registered trademarks of their respective companies.

## Disclaimer

Devices sold by austriamicrosystems AG are covered by the warranty and patent indemnification provisions appearing in its Term of Sale. austriamicrosystems AG makes no warranty, express, statutory, implied, or by description regarding the information set forth herein or regarding the freedom of the described devices from patent infringement. Austriamicrosystems AG reserves the right to change specifications and prices at any time and without notice. Therefore, prior to designing this product into a system, it is necessary to check with austriamicrosystems AG for current information.

This product is intended for use in normal commercial applications. Applications requiring extended temperature range, unusual environmental requirements, or high reliability applications, such as military, medical life-support or lifesustaining equipment are specifically not recommended without additional processing by austriamicrosystems AG for each application. For shipments of less than 100 parts the manufacturing flow might show deviations from the standard production flow, such as test flow or test location.

The information furnished here by austriamicrosystems AG is believed to be correct and accurate. However, austriamicrosystems AG shall not be liable to recipient or any third party for any damages, including but not limited to personal injury, property damage, loss of profits, loss of use, interruption of business or indirect, special, incidental or consequential damages, of any kind, in connection with or arising out of the furnishing, performance or use of the technical data herein. No obligation or liability to recipient or any third party shall arise or flow out of austriamicrosystems AG rendering of technical or other services.



## Contact Information

### Headquarters

austriamicrosystems AG  
A-8141 Schloss Premstätten, Austria  
T. +43 (0) 3136 500 0  
F. +43 (0) 3136 5692

For Sales Offices, Distributors and Representatives, please visit:  
<http://www.austriamicrosystems.com/contact>