


## MICROSERIES MRZ 24VDC ACT

**Weidmüller Interface GmbH & Co. KG**  
 Klingenbergstraße 16  
 D-32758 Detmold  
 Germany  
 Fon: +49 5231 14-0  
 Fax: +49 5231 14-292083  
 www.weidmueller.com



Relays of the MICROSERIES are used for isolating and coupling digital signals.

They are characterised by the following features:

- modular width 6.1 mm
- Pluggable relay
- Pluggable cross-connection for four voltages in input and output circuits,
- innovative retention and ejection aid,
- LED operating indicator, reverse polarity protection diode, free-wheeling diode

### General ordering data

Order No.	<a href="#">8660910000</a>
Type	MRZ 24VDC ACT
Version	MICROSERIES, Relays, No. of contacts: 1, NO contact, AgNi, Rated control voltage: 24 V DC $\pm 20\%$ , Continuous current: 6 A, Tension clamp connection
GTIN (EAN)	4032248326006
Qty.	10 pc(s).

**MICROSERIES  
MRZ 24VDC ACT**

**Weidmüller Interface GmbH & Co. KG**  
Klingenbergstraße 16  
D-32758 Detmold  
Germany  
Fon: +49 5231 14-0  
Fax: +49 5231 14-292083  
www.weidmueller.com

**Technical data**
**Ratings**

Conductor connection system	Tension clamp connection	Humidity	40 °C / 93 % rel. humidity, no condensation
-----------------------------	--------------------------	----------	--

**Dimensions and weights**

Width	6.1 mm	Height	94 mm
Depth	94 mm	Net weight	33.1 g

**Temperatures**

Operating temperature	-25 °C...+55 °C	Storage temperature	-40 °C...+60 °C
-----------------------	-----------------	---------------------	-----------------

**Connection data**

Clamping range, rated connection	1.5 mm <sup>2</sup>	Clamping range, rated connection, min.	0.5 mm <sup>2</sup>
Clamping range, rated connection, max.	2.5 mm <sup>2</sup>		

**Input**

Rated control voltage	24 V DC ±20 %	Rated current DC	6.6 mA
Power rating	160 mW	Pull-in (sparkover) / drop-out voltage DC coil	16.9 V / 6.5 V
Pull-in / drop-out current, DC coil	4 mA / 1.2 mA	Status indicator	Green LED

**Output**

Rated switching voltage	250 V AC	Max. switching voltage, AC	250 V
Max. switching voltage, DC making current	250 V / 6 A	Continuous current	6 A
Switch-on delay	6.6 ms	Max. switching power	1500 VA
Min. switching power	100 mA / 5 V, 10 V / 10 mA, 24 V / 1 mA	Switch-off delay	5.8 ms
		Max. switching frequency at rated load	0.1 Hz

**Contact specifications**

No. of contacts	1	Contact design	NO contact
Contact material	AgNi	Mechanical service life	20 x 10 <sup>6</sup> switching cycles

**Insulation coordination**

Rated voltage	300 V	Clearance and creepage distances for control side - load side	≥ 5.5 mm
Dielectric strength for control side - load side	4 kV <sub>eff</sub> 1s	Dielectric strength to mounting rail	4 kV <sub>eff</sub> / 1 min.
Impulse withstand voltage	4 kV (1.2/50 μs)	Protection degree	IP 20
Pollution severity	2	Surge voltage category	III

**Other technical data**

Version	Relay coupler	Status indicator	Green LED
Free-wheel diode	Yes	Reverse polarity protection	Available

**Further details of approvals / standards**

Standards	DIN EN 50178
-----------	--------------

Creation date March 11, 2013 4:50:27 PM CET

**MICROSERIES  
MRZ 24VDC ACT**

**Weidmüller Interface GmbH & Co. KG**  
Klingenbergstraße 16  
D-32758 Detmold  
Germany  
Fon: +49 5231 14-0  
Fax: +49 5231 14-292083  
www.weidmueller.com

**Technical data****Classifications**

ETIM 2.0	EC001437	ETIM 3.0	EC001437
UNSPSC	30-21-19-17	eClass 4.1	40-02-06-14
eClass 5.1	27-37-16-01	eClass 6.0	27-37-16-03
eClass 7.0	27-37-16-03		

**Approvals**

Approvals

**Downloads**

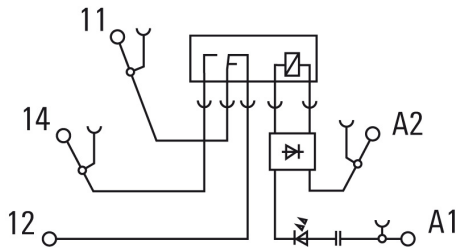
Declaration of Conformity [K205\\_09\\_09.pdf](#)  
[3-D model](#)

**MICROSERIES  
MRZ 24VDC ACT**

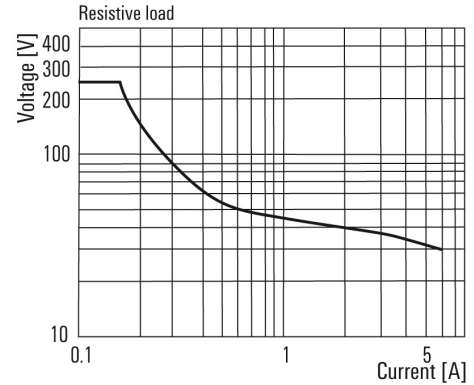
**Weidmüller Interface GmbH & Co. KG**  
 Klingenbergstraße 16  
 D-32758 Detmold  
 Germany  
 Fon: +49 5231 14-0  
 Fax: +49 5231 14-292083  
 www.weidmueller.com

**Drawings**

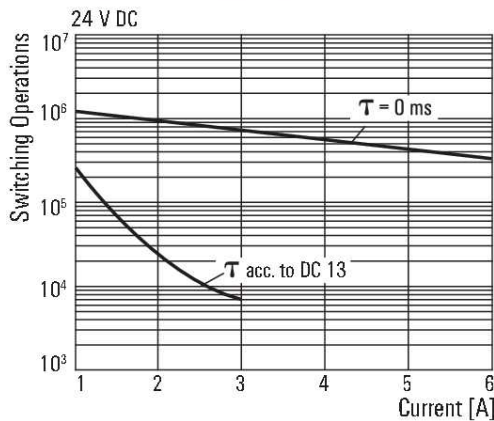
**Electric symbol**



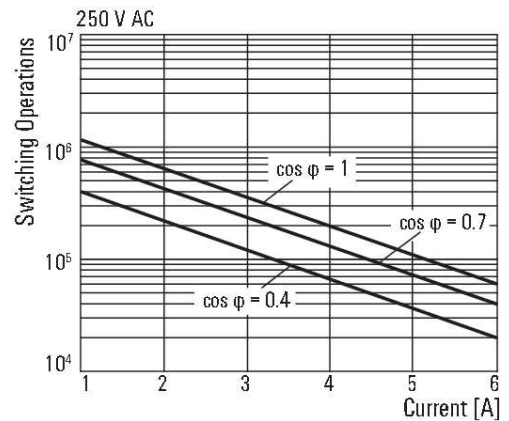
**DC load breaking capacity**



**Electrical endurance**



**Electrical endurance**



**Derating curve**

